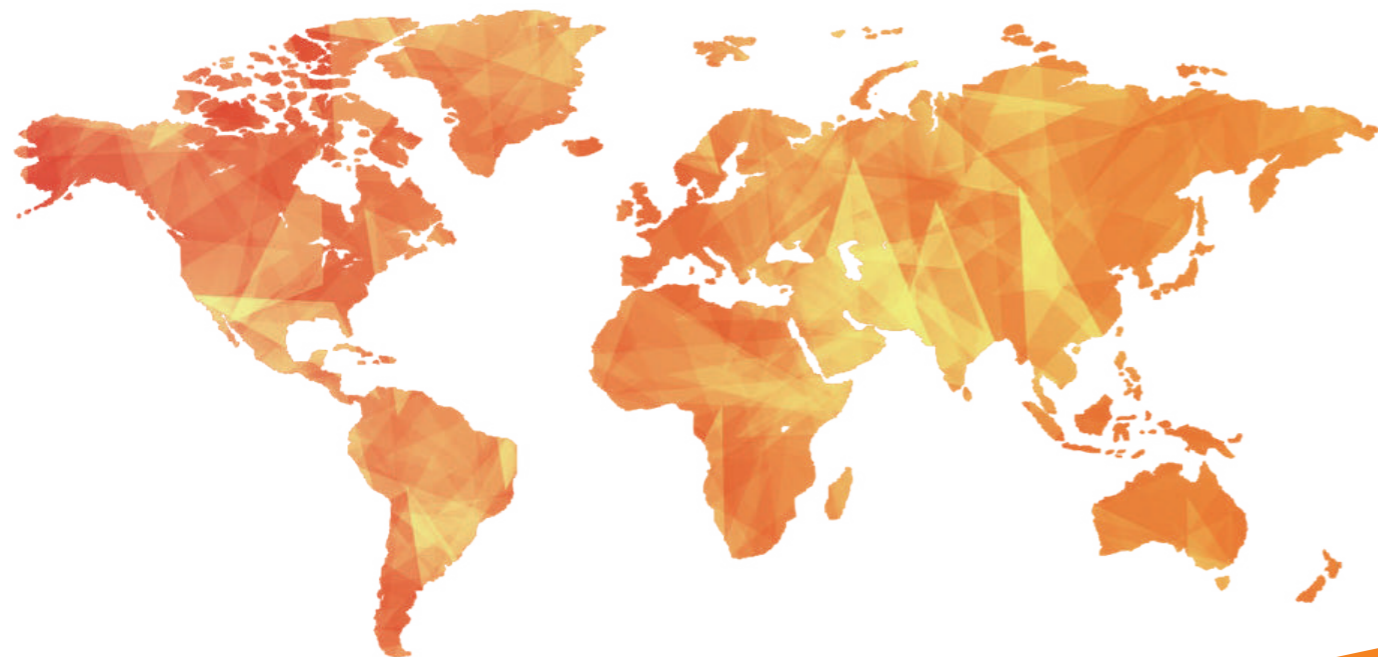




Make it Brilliant!



LIGHT UP THE EARTH WITHOUT ELECTRICITY

iSolar Lighting Co., Ltd.

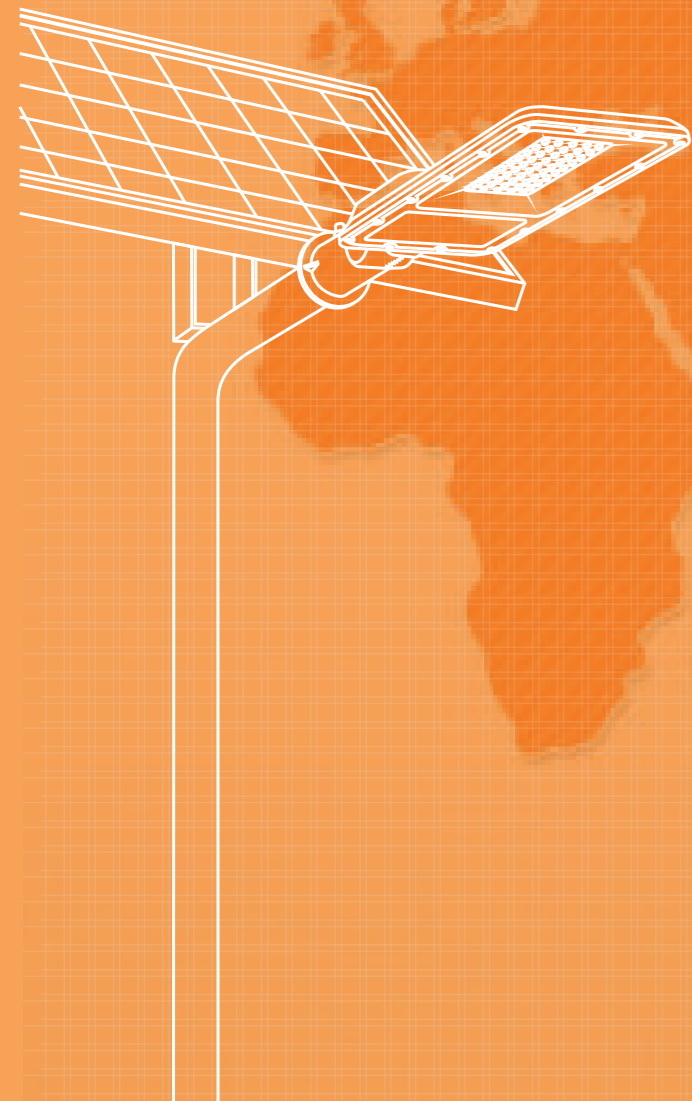
Add: No.16 Xingye West Road, Shishan Town,
Nanhai district, Foshan City,
Guangdong Province,
China. 528200

www.isolarlighting.com
Email: info@isolarlighting.com

iSolar Lighting Co., Ltd.

iSolar Lighting Co., Ltd.

Contents



PRODUCT INTRODUCTION

----- P02-P90

Solar Street Light
----- P02-P28

Solar Flood Light
----- P29-P44

Work Light
----- P45-P52

Street Light
----- P53-P60

Flood Light
----- P61-P78

High Bay Light
----- P79-P84

COMPETITIVE ADVANTAGES
----- P85-P86

Engineering Case
----- P87-P90

SOLAR STREET LIGHT SERIES



SOLAR STREET LIGHT SERIES

LED SOLAR STREET LIGHT

Battery		Solar Panel	
A	B	A	B
6A	6.5A	(5V/6V)/6W	5V/10W
12A	13A	(5V/6V)/12W	5V/15W
24A	26A	(5V/6V)/15W	5V/22W
36A	39A	(5V/6V)/22W	5V/30W
48A	52A	(5V/6V)/30W	5V/36W
60A	65A	(5V/6V)/36W	5V/45W
72A	78A	(5V/6V)/45W	5V/65W

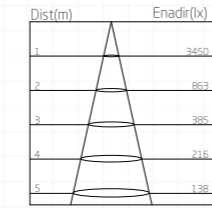
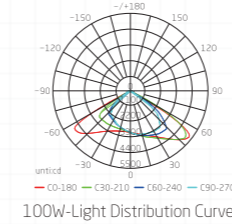
Installation Height (H) and Distance (L)			Light Source
Number of batteries	Height (H)	Distance (L)	
2 batteries	4-5m	18-25m	980lm ±8% (Commen 12W LED) (Same as market marks 24W)
4 batteries	5-6m	20-30m	1800lm ±8% (Commen 20W LED) (Same as market marks 40W)
6 batteries	6-8m	25-35m	2600lm ±8% (Commen 30W LED) (Same as market marks 60W)
8 batteries	8-10m	35-45m	3200lm ±8% (Commen 40W LED) (Same as market marks 80W)
Lighting Time	All night lighting, the first 4 hrs full power lighting, the rest night lighting is intelligent power control.		

SOLAR STREET LIGHT SERIES

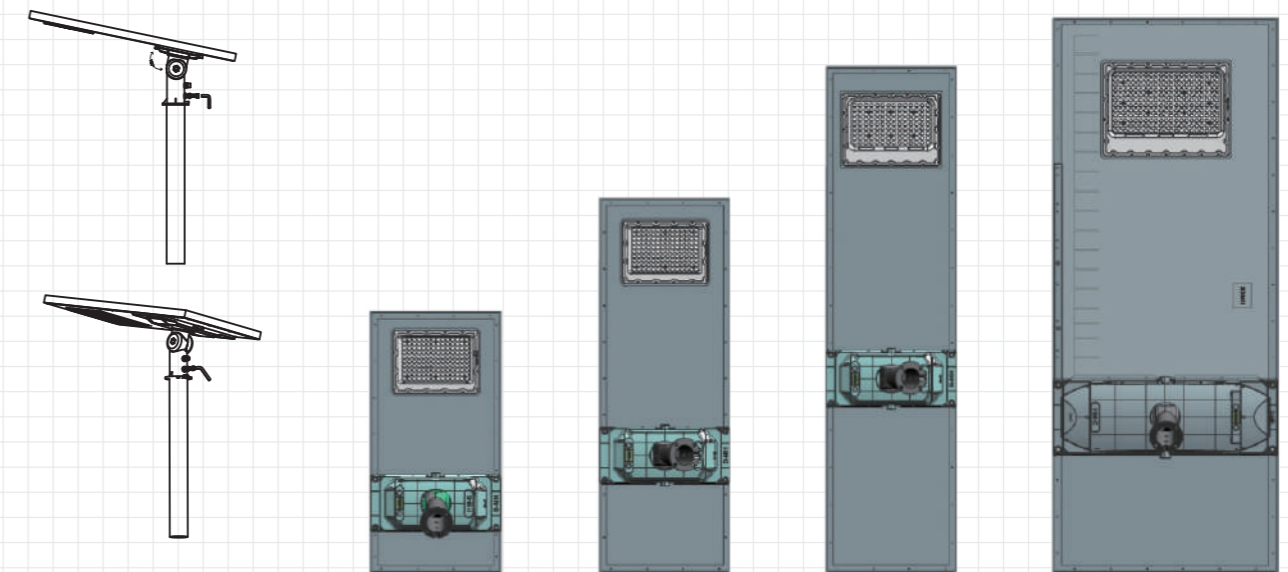
Product Technical Parameters

Model	Luminous	Battery	Solar Panel
HM-R40	170lm/W	3.2V/25Ah	(5V/6V)40W
HM-R60	170lm/W	12V/15Ah	(5V/6V)60W
HM-R80	170lm/W	12V/20Ah	(5V/6V)80W
HM-R100	170lm/W	3.2V/48Ah	(5V/6V)100W
HM-R120	170lm/W	3.2V/60Ah	(5V/6V)120W
HM-R150	170lm/W	3.2V/72Ah	(5V/6V)150W

Lighting Time The first 4 hrs full power lighting, the rest night lighting is intelligent power control; Use tuyu or remote-controller switch on and off, also can adjust the brightness.



100W-Lux Distance Curve



SOLAR STREET LIGHT

HM-R SERIES

R40/R60/R80/R100/R120/R150



PRODUCT ADVANTAGES AND FEATURES

- Grade A+ solar cell,each cell has a complete IV curve. Conversion efficiency is more than 21.3%.
- Lithium iron phosphate battery,the discharge depth reaches 95%. Under teh discharge ratio of less than 0.5C,service life is up to 13 years, with high safety factor.
- High lumen LED SMD,with 50,000 hrs life span.
- PC outdoor optical lens,high light transmittance.
- High quality aluminum magnesium alloy,anti-corrison,substantial, durable,artistic,practical.
- High craft manifesting production value of famous brand.
- Designed diamond face reflection process,super high efficiency reflection light source, effectively enhance the brightness of the illumination.

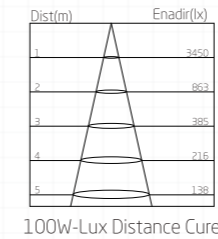
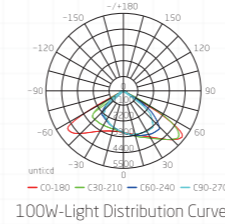


SOLAR STREET LIGHT SERIES

Product Technical Parameters

Model	Luminous	Battery	Solar Panel
HM-B	170lm/W	3.2V/60Ah	5V/6V)36W
HM-C	170lm/W	3.2V/72Ah	(5V/6V)45W

Lighting Time The first 4 hrs full power lighting, the rest night lighting is intelligent power control; Use tuya or remote-controller switch on and off, also can adjust the brightness.



SOLAR STREET LIGHT

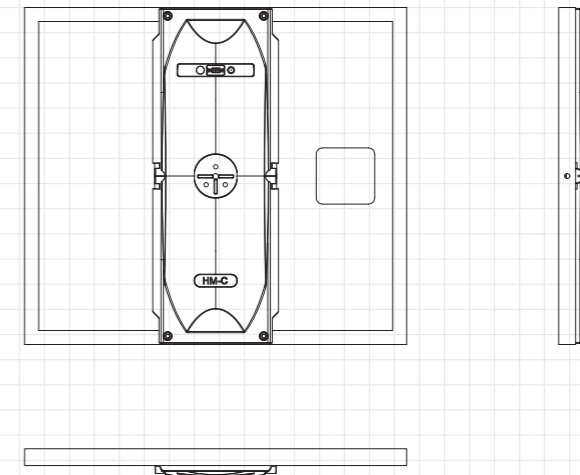

HM SERIES

B/C

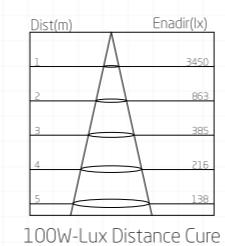
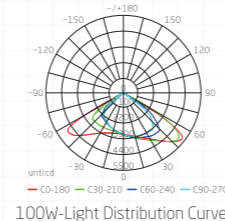


PRODUCT ADVANTAGES AND FEATURES

- Grade A+ solar cell,each cell has a complete IV curve. Conversion efficiency is more than 21.3%.
- Lithium iron phosphate battery,the discharge depth reaches 95%. Under teh discharge ratio of less than 0.5C,service life is up to 13 years, with high safety factor.
- High lumen LED SMD,with 50,000 hrs life span.
- PC outdoor optical lens,high light transmittance.
- High quality aluminum magnesium alloy,anti-corrision,substantial, durable,artistic,practical. High craft manifesting production value of famous brand.
- Designed diamond face reflection process,super high efficiency reflection light source, effectively enhance the brightness of the illumination.




SOLAR STREET LIGHT SERIES



Product Technical Parameters

Model	Luminous	Battery	Solar Panel
TR06-60W	170lm/W	3.2V/15Ah	(5V/6V)22W
TR06-100W		3.2V/48Ah	(5V/6V)30W

Lighting Time The first 4 hrs full power lighting, the rest night lighting is intelligent power control; Use tuya or remote-controller switch on and off, also can adjust the brightness.



SOLAR STREET LIGHT

TR06 SERIES

60W 100W



PRODUCT ADVANTAGES AND FEATURES

- Grade A+ solar cell,each cell has a complete IV curve. Conversion efficiency is more than 21.3%.
- Lithium iron phosphate battery,the discharge depth reaches 95%. Under teh discharge ratio of less than 0.5C,service life is up to 13 years, with high safety factor.
- High lumen LED SMD,with 50,000 hrs life span.
- PC outdoor optical lens,high light transmittance.
- High quality aluminum magnesium alloy,anti-corrison,substantial, durable,artistic,practical.
- High craft manifesting production value of famous brand.
- Designed diamond face reflection process,super high efficiency reflection light source, effectively enhance the brightness of the illumination.





SOLAR STREET LIGHT

TR05 SERIES

50W 100W 150W 200W 250W

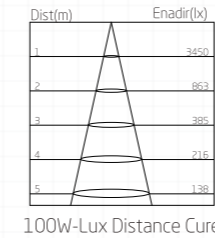
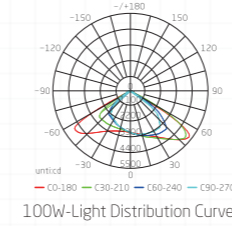


PRODUCT ADVANTAGES AND FEATURES

- Grade A+ solar cell,each cell has a complete IV curve. Conversion efficiency is more than 21.3%.
- Lithium iron phosphate battery,the discharge depth reaches 95%. Under teh discharge ratio of less than 0.5C,service life is up to 13 years, with high safety factor.
- High lumen LED SMD,with 50,000 hrs life span.
- PC outdoor optical lens,high light transmittance.
- High quality aluminum magnesium alloy,anti-corrison,substantial, durable,artistic,practical. High craft manifesting production value of famous brand.
- Designed diamond face reflection process,super high efficiency reflection light source, effectively enhance the brightness of the illumination.



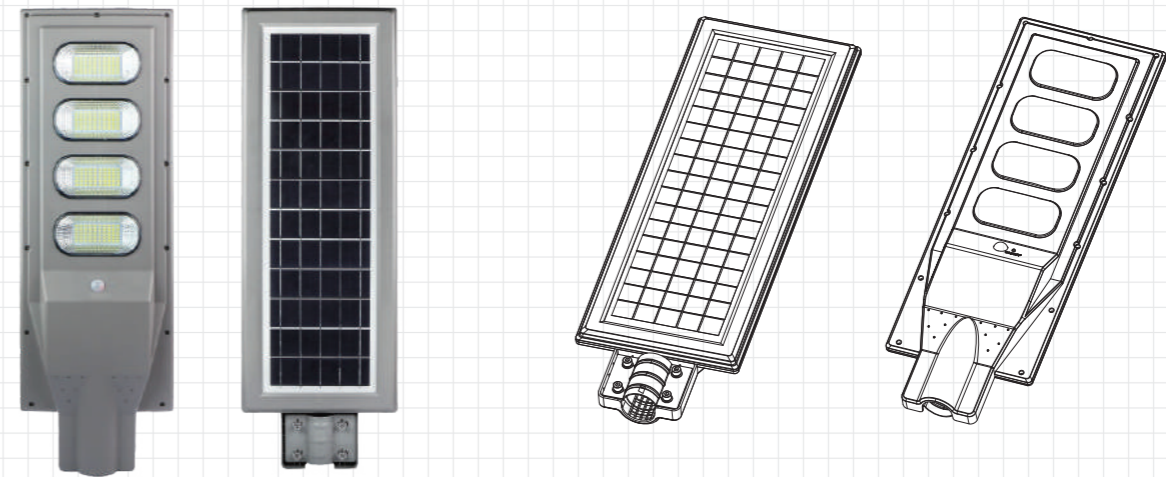
SOLAR STREET LIGHT SERIES



Product Technical Parameters

Model	Luminous	Battery	Solar Panel
TR05-50W	170lm/W	3.2V/5Ah	(5V/6V)8W
TR05-100W	170lm/W	3.2V/10Ah	(5V/6V)10W
TR05-150W	170lm/W	3.2V/15Ah	(5V/6V)23W
TR05-200W	170lm/W	3.2V/20Ah	(5V/6V)18W
TR05-250W	170lm/W	3.2V/25Ah	(5V/6V)20W

Lighting Time The first 4 hrs full power lighting, the rest night lighting is intelligent power control; Use tuya or remote-controller switch on and off, also can adjust the brightness.

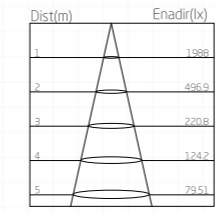
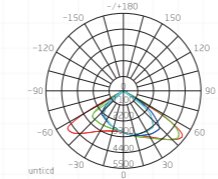


SOLAR STREET LIGHT SERIES

Product Technical Parameters

Model	Luminous	Battery	Solar Panel
TR01-E	170lm/W	3.2V/25Ah	(5V/6V)30W

Lighting Time The first 4 hrs full power lighting, the rest night lighting is intelligent power control; Use tuyu or remote-controller switch on and off, also can adjust the brightness.



SOLAR STREET LIGHT

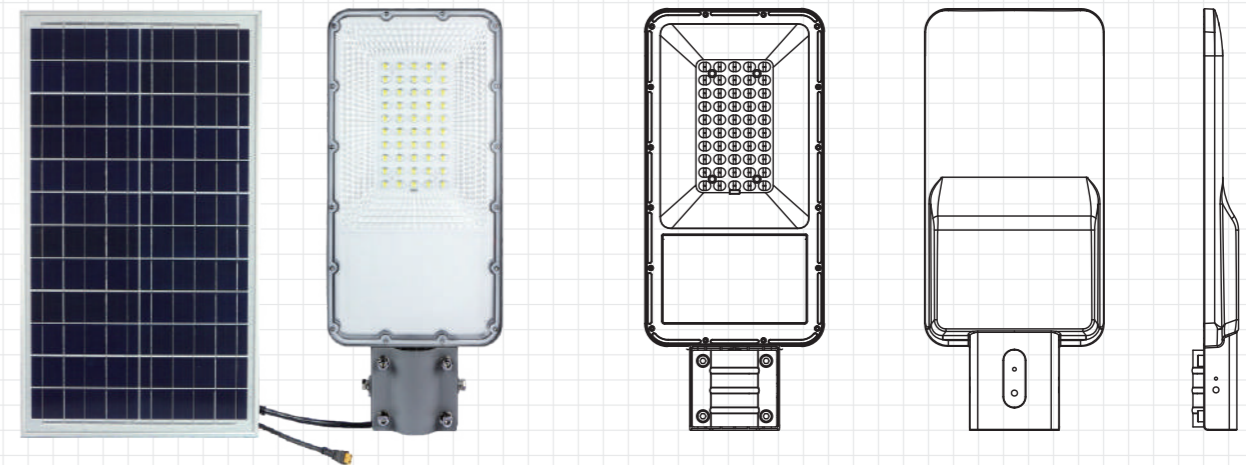

TR01-E SERIES

A



PRODUCT ADVANTAGES AND FEATURES

- Grade A+ solar cell,each cell has a complete IV curve. Conversion efficiency is more than 21.3%.
- Lithium iron phosphate battery,the discharge depth reaches 95%. Under teh discharge ratio of less than 0.5C,service life is up to 13 years, with high safety factor.
- High lumen LED SMD,with 50,000 hrs life span.
- PC outdoor optical lens,high light transmittance.
- High quality aluminum magnesium alloy,anti-corrison,substantial, durable,artistic,practical.
- High craft manifesting production value of famous brand.
- Designed diamond face reflection process,super high efficiency reflection light source, effectively enhance the brightness of the illumination.

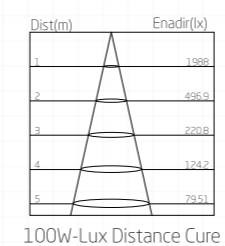
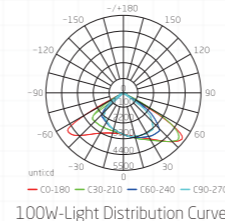


SOLAR STREET LIGHT SERIES

Product Technical Parameters

Model	Luminous	Battery	Solar Panel
TR01-A	170lm/W	3.2V/24Ah	(5V/6V)20W
TR01-B	170lm/W	3.2V/36Ah	(5V/6V)30W
TR01-C	170lm/W	3.2V/48Ah	(5V/6V)40W

Lighting Time The first 4 hrs full power lighting, the rest night lighting is intelligent power control; Use tuya or remote-controller switch on and off, also can adjust the brightness.



SOLAR STREET LIGHT

TR01 SERIES

A/B/C

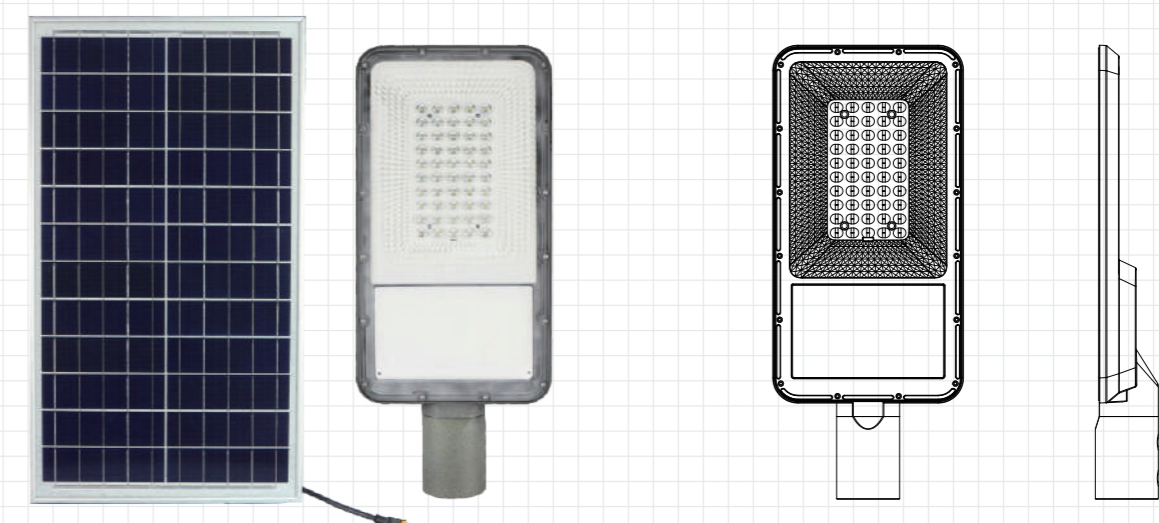


ISO CB CE RoHS

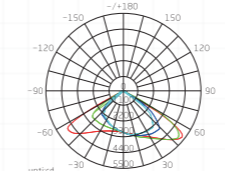
25000h 10*12h IK10 IP65 Battery LIFePO4 Angle 90°130° Solar panels 5V

PRODUCT ADVANTAGES AND FEATURES

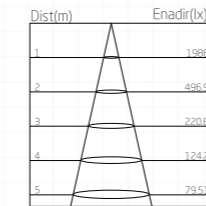
- Grade A+ solar cell,each cell has a complete IV curve. Conversion efficiency is more than 21.3%.
- Lithium iron phosphate battery,the discharge depth reaches 95%. Under teh discharge ratio of less than 0.5C,service life is up to 13 years, with high safety factor.
- High lumen LED SMD,with 50,000 hrs life span.
- PC outdoor optical lens,high light transmittance.
- High quality aluminum magnesium alloy,anti-corrison,substantial, durable,artistic,practical.
- High craft manifesting production value of famous brand.
- Designed diamond face reflection process,super high efficiency reflection light source, effectively enhance the brightness of the illumination.



SOLAR STREET LIGHT SERIES



100W-Light Distribution Curve



100W-Lux Distance Curve

Product Technical Parameters

Model	Luminous	Battery	Solar Panel
TR02-A	170lm/W	3.2V/24Ah	(5V/6V)13W
TR02-B	170lm/W	3.2V/36Ah	(5V/6V)18W
TR02-C	170lm/W	3.2V/48Ah	(5V/6V)30W

Lighting Time The first 4 hrs full power lighting, the rest night lighting is intelligent power control; Use tuya or remote-controller switch on and off, also can adjust the brightness.



SOLAR STREET LIGHT

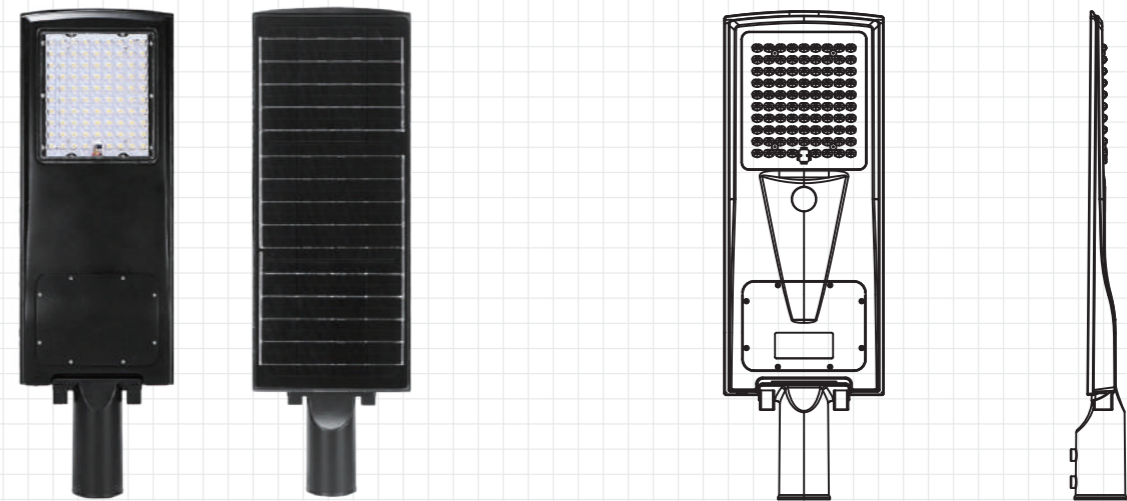
TR02 SERIES

A/B/C



PRODUCT ADVANTAGES AND FEATURES

- Grade A+ solar cell,each cell has a complete IV curve. Conversion efficiency is more than 21.3%.
- Lithium iron phosphate battery,the discharge depth reaches 95%. Under teh discharge ratio of less than 0.5C,service life is up to 13 years, with high safety factor.
- High lumen LED SMD,with 50,000 hrs life span.
- PC outdoor optical lens,high light transmittance.
- High quality aluminum magnesium alloy,anti-corrison,substantial, durable,artistic,practical. High craft manifesting production value of famous brand.
- Designed diamond face reflection process,super high efficiency reflection light source, effectively enhance the brightness of the illumination.

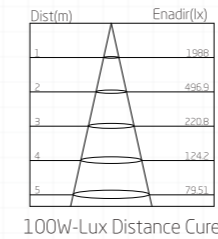
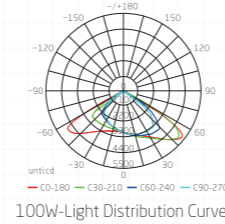


SOLAR STREET LIGHT SERIES

Product Technical Parameters

Model	Luminous	Battery	Solar Panel
TR03-50W	170lm/W	3.2V/24Ah	(5V/6V)30W
TR03-100W	170lm/W	3.2V/36Ah	(5V/6V)36W

Lighting Time The first 4 hrs full power lighting, the rest night lighting is intelligent power control; Use tuya or remote-controller switch on and off, also can adjust the brightness.



SOLAR STREET LIGHT

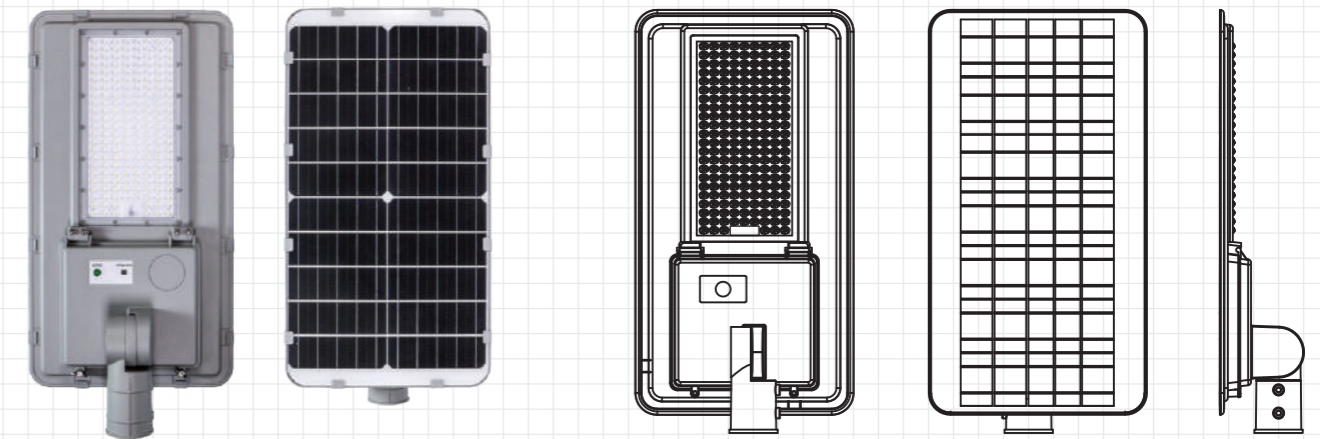
TR03 SERIES

50W 100W



PRODUCT ADVANTAGES AND FEATURES

- Grade A+ solar cell,each cell has a complete IV curve. Conversion efficiency is more than 21.3%.
- Lithium iron phosphate battery,the discharge depth reaches 95%. Under teh discharge ratio of less than 0.5C,service life is up to 13 years, with high safety factor.
- High lumen LED SMD,with 50,000 hrs life span.
- PC outdoor optical lens,high light transmittance.
- High quality aluminum magnesium alloy,anti-corrison,substantial, durable,artistic,practical.
- High craft manifesting production value of famous brand.
- Designed diamond face reflection process,super high efficiency reflection light source, effectively enhance the brightness of the illumination.

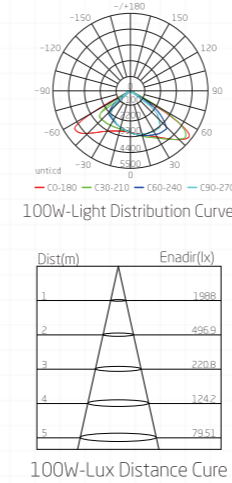


SOLAR STREET LIGHT SERIES

Product Technical Parameters

Model	Luminous	Battery	Solar Panel
HM-RL 50W	170lm/W	3.2V/25Ah	(5V/6V)30W
HM-RL 100W	170lm/W	3.2V/45Ah	(5V/6V)60W
HM-RL 200W	170lm/W	12V/40Ah	(5V/6V)100W
HM-RL 300W	170lm/W	12V/50Ah	(5V/6V)120W

Lighting Time The first 4 hrs full power lighting, the rest night lighting is intelligent power control; Use tuya or remote-controller switch on and off, also can adjust the brightness.



SOLAR STREET LIGHT

HM-RL SERIES

100W 200W 300W

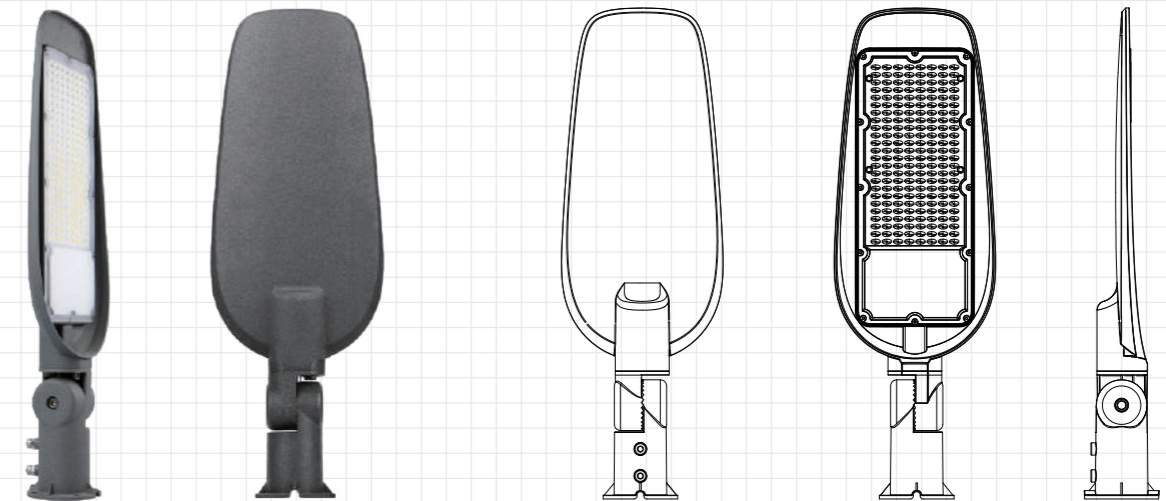


ISO CB CE RoHS

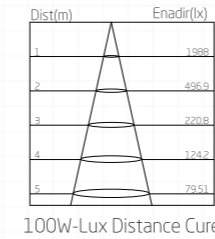
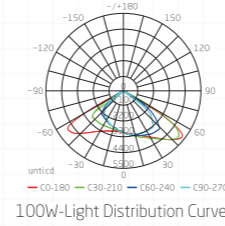
25000h 10*12h IK10 IP65 Battery LIFePO4 Angle 90*130° Solar panels

PRODUCT ADVANTAGES AND FEATURES

- Grade A+ solar cell,each cell has a complete IV curve. Conversion efficiency is more than 21.3%.
- Lithium iron phosphate battery,the discharge depth reaches 95%. Under teh discharge ratio of less than 0.5C,service life is up to 13 years, with high safety factor.
- High lumen LED SMD,with 50,000 hrs life span.
- PC outdoor optical lens,high light transmittance.
- High quality aluminum magnesium alloy,anti-corrison,substantial, durable,artistic,practical.
- High craft manifesting production value of famous brand.
- Designed diamond face reflection process,super high efficiency reflection light source, effectively enhance the brightness of the illumination.



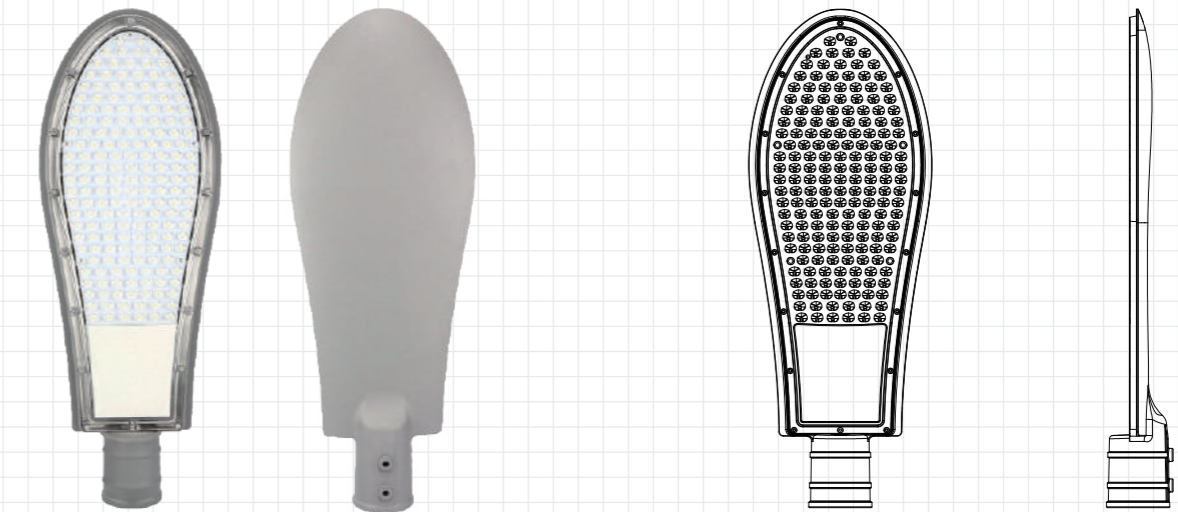
SOLAR STREET LIGHT SERIES



Product Technical Parameters

Model	Luminous	Battery	Solar Panel
HM-RE 100W	170lm/W	3.2V/25Ah	(5V/6V)30W
HM-RE 200W	170lm/W	3.2V/45Ah	(5V/6V)60W
HM-RE 300W	170lm/W	12V/40Ah	(5V/6V)100W
HM-RE 500W	170lm/W	12V/50Ah	(5V/6V)120W

Lighting Time The first 4 hrs full power lighting, the rest night lighting is intelligent power control; Use tuya or remote-controller switch on and off, also can adjust the brightness.



SOLAR STREET LIGHT

HM-RE SERIES

100W 200W 300W 500W



PRODUCT ADVANTAGES AND FEATURES

- Grade A+ solar cell,each cell has a complete IV curve. Conversion efficiency is more than 21.3%.
- Lithium iron phosphate battery,the discharge depth reaches 95%. Under teh discharge ratio of less than 0.5C,service life is up to 13 years, with high safety factor.
- High lumen LED SMD,with 50,000 hrs life span.
- PC outdoor optical lens,high light transmittance.
- High quality aluminum magnesium alloy,anti-corrison,substantial, durable,artistic,practical.
- High craft manifesting production value of famous brand.
- Designed diamond face reflection process,super high efficiency reflection light source, effectively enhance the brightness of the illumination.

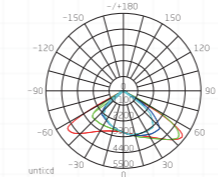


SOLAR STREET LIGHT SERIES

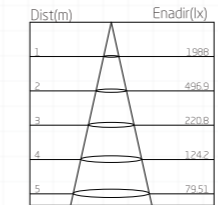
Product Technical Parameters

Model	Luminous	Battery	Solar Panel
HM-RX 50W	170lm/W	3.2V/25Ah	(5V/6V)30W
HM-RX 100W	170lm/W	3.2V/45Ah	(5V/6V)60W
HM-RX 150W	170lm/W	12V/40Ah	(5V/6V)100W
HM-RX 200W	170lm/W	12V/50Ah	(5V/6V)120W

Lighting Time The first 4 hrs full power lighting, the rest night lighting is intelligent power control; Use tuya or remote-controller switch on and off, also can adjust the brightness.



100W-Light Distribution Curve



100W-Lux Distance Curve



SOLAR STREET LIGHT

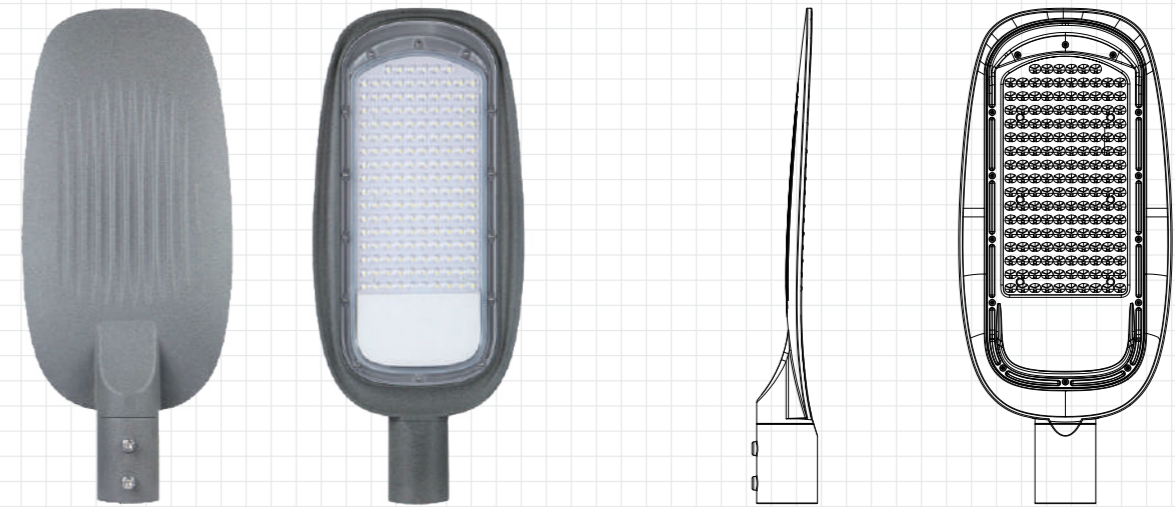
HM-RX SERIES

50W 100W

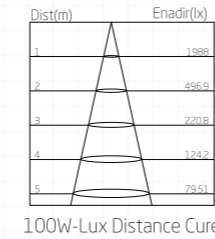
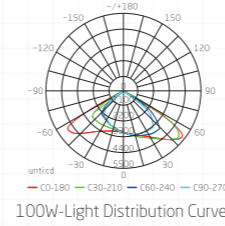


PRODUCT ADVANTAGES AND FEATURES

- Grade A+ solar cell,each cell has a complete IV curve. Conversion efficiency is more than 21.3%.
- Lithium iron phosphate battery,the discharge depth reaches 95%. Under teh discharge ratio of less than 0.5C,service life is up to 13 years, with high safety factor.
- High lumen LED SMD,with 50,000 hrs life span.
- PC outdoor optical lens,high light transmittance.
- High quality aluminum magnesium alloy,anti-corrison,substantial, durable,artistic,practical.
- High craft manifesting production value of famous brand.
- Designed diamond face reflection process,super high efficiency reflection light source, effectively enhance the brightness of the illumination.




SOLAR STREET LIGHT SERIES



Product Technical Parameters

Model	Luminous	Battery	Solar Panel
HM-RD 50W	170lm/W	3.2V/25Ah	(5V/6V)30W
HM-RD 100W	170lm/W	3.2V/45Ah	(5V/6V)60W
HM-RD 150W	170lm/W	12V/40Ah	(5V/6V)100W
HM-RD 200W	170lm/W	12V/50Ah	(5V/6V)120W

Lighting Time The first 4 hrs full power lighting, the rest night lighting is intelligent power control; Use tuya or remote-controller switch on and off, also can adjust the brightness.



SOLAR STREET LIGHT

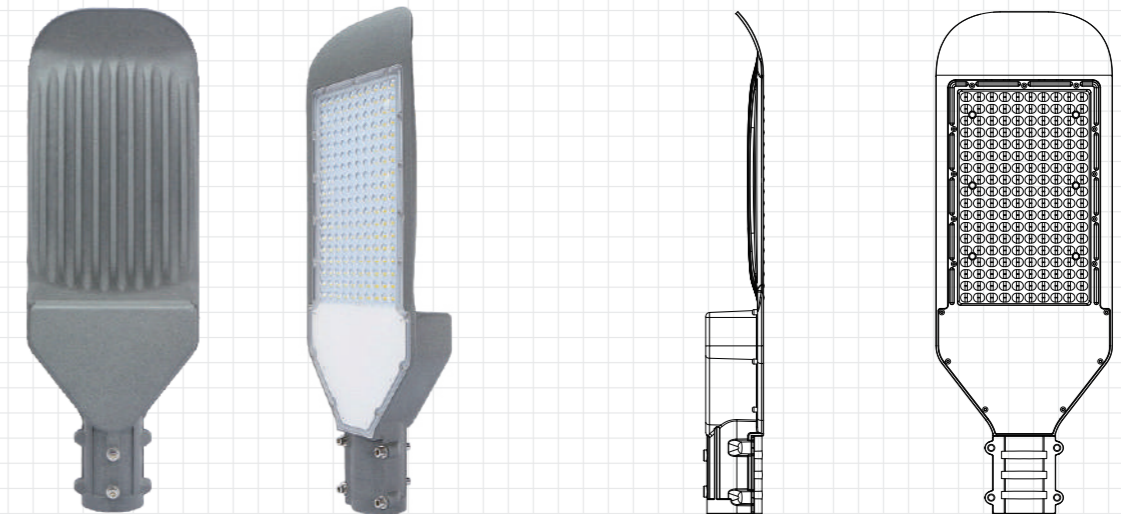
HM-RD SERIES

100W 200W 300W 500W



PRODUCT ADVANTAGES AND FEATURES

- Grade A+ solar cell,each cell has a complete IV curve. Conversion efficiency is more than 21.3%.
- Lithium iron phosphate battery,the discharge depth reaches 95%. Under teh discharge ratio of less than 0.5C,service life is up to 13 years, with high safety factor.
- High lumen LED SMD,with 50,000 hrs life span.
- PC outdoor optical lens,high light transmittance.
- High quality aluminum magnesium alloy,anti-corrison,substantial, durable,artistic,practical. High craft manifesting production value of famous brand.
- Designed diamond face reflection process,super high efficiency reflection light source, effectively enhance the brightness of the illumination.



SOLAR FLOOD LIGHT SERIES

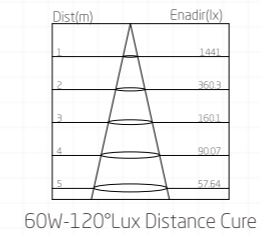
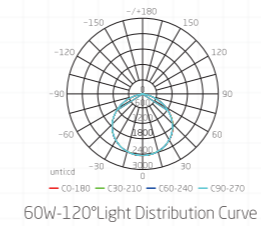


LED SOLAR FLOOD LIGHT

SOLAR FLOOD LIGHT SERIES

Battery		Solar Panel		Light Source
A	B	A	B	
6A	6.5A	(5V/6V)/6W	5V/10W	360lm ±8% (Same as market marks 20W)
12A	13A	(5V/6V)/12W	5V/15W	720lm ±8% (Same as market marks 40W)
24A	26A	(5V/6V)/15W	5V/22W	1400lm ±8% (Same as market marks 80W)
36A	39A	(5V/6V)/22W	5V/30W	2160lm ±8% (Same as market marks 120W)
48A	52A	(5V/6V)/30W	5V/36W	2880lm ±8% (Same as market marks 160W)
60A	65A	(5V/6V)/36W	5V/45W	3600lm ±8% (Same as market marks 200W)
72A	78A	(5V/6V)/45W	5V/65W	4320lm ±8% (Same as market marks 240W)
Lighting Time		Light control: The first 4 hrs full power lighting, the rest night lighting is intelligent power control. Remote -controler switch on and off, also can adjust the brightness.		

SOLAR FLOOD LIGHT SERIES



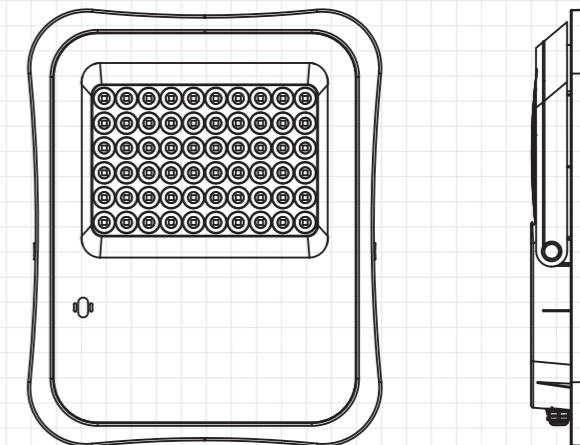
Product Technical Parameters

Model	Luminous	Battery	Solar Panel
TK-E 50W	170lm/W	3.2V/6Ah	(5V/6V)8W
TK-E 100W	170lm/W	3.2V/12Ah	(5V/6V)15W
TK-E 200W	170lm/W	3.2V/15Ah	(5V/6V)20W
TK-E 300W	170lm/W	3.2V/25Ah	(5V/6V)30W
TK-E 400W	170lm/W	3.2V/30Ah	(5V/6V)40W
TK-E 500W	170lm/W	3.2V/50Ah	(5V/6V)50W

Lighting Time The first 4 hrs full power lighting, the rest night lighting is intelligent power control; Use tuya or remote-controller switch on and off, also can adjust the brightness.



www.isolarlighting.com



SOLAR FLOOD LIGHT


TK-E SERIES

50W 100W 200W 300W 400W 500W


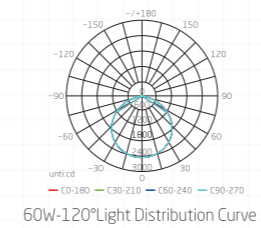


PRODUCT ADVANTAGES AND FEATURES

- Grade A+ solar cell,each cell has a complete IV curve.Conversion efficiency is more than 21.3%.
- Lithium iron phosphate battery,the discharge depth reaches 95%. Under teh discharge ratio of less than 0.5C,service life is up to 13 years,with high safety factor.
- High lumen LED SMD,with 50,000 hrs life span.
- High intensity IK07 tempered glass,its luminous efficiency up to 95%.
- High quality aluminum magnesium alloy,anti-corrison,substantial,durable,artistic,practical.High craft manifesting production value of famous brand.
- Designed diamond face reflection process,super high efficiency reflection light source,effectively enhance the brightness of the illumination.



SOLAR FLOOD LIGHT SERIES



Product Technical Parameters

Model	Luminous	Battery	Solar Panel
TK05-30W	170lm/W	3.7V/5Ah	(5V/6V)8W
TK05-50W	170lm/W	3.7V/10Ah	(5V/6V)15W
TK05-100W	170lm/W	3.7V/15Ah	(5V/6V)20W
TK05-200W	170lm/W	3.7V/20Ah	(5V/6V)25W
TK05-300W	170lm/W	3.7V/30Ah	(5V/6V)30W

Lighting Time The first 4 hrs full power lighting, the rest night lighting is intelligent power control; Use tuyu or remote-controller switch on and off, also can adjust the brightness.



SOLAR FLOOD LIGHT

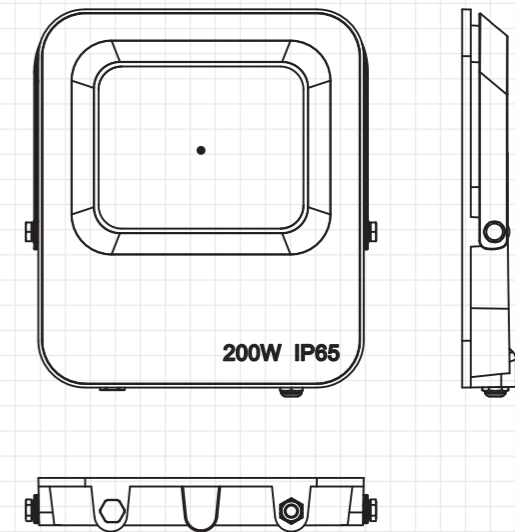

TK05 SERIES

30W 50W 100W 200W 300W



PRODUCT ADVANTAGES AND FEATURES

- Grade A+ solar cell,each cell has a complete IV curve.Conversion efficiency is more than 21.3%.
- Lithium iron phosphate battery,the discharge depth reaches 95%. Under teh discharge ratio of less than 0.5C,service life is up to 13 years,with high safety factor.
- High lumen LED SMD,with 50,000 hrs life span.
- High intensity IK07 tempered glass,its luminous efficiency up to 95%.
- High quality aluminum magnesium alloy,anti-corrion,substantial,durable,artistic,practical.High craft manifesting production value of famous brand.
- Designed diamond face reflection process,super high efficiency reflection light source,effectively enhance the brightness of the illumination.


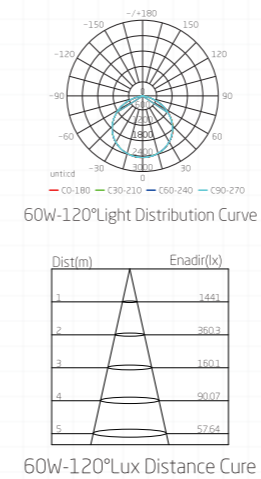


SOLAR FLOOD LIGHT SERIES

Product Technical Parameters

Model	Luminous	Battery	Solar Panel
TK03-20	170lm/W	3.2V/6Ah	(5V/6V)8W
TK03-60	170lm/W	3.2V/12Ah	(5V/6V)15W
TK03-100	170lm/W	3.2V/18Ah	(5V/6V)20W
TK03-200	170lm/W	3.2V/25Ah	(5V/6V)30W
TK03-300	170lm/W	3.2V/50Ah	(5V/6V)40W
TK03-500	170lm/W	3.2V/75Ah	(5V/6V)60W

Lighting Time The first 4 hrs full power lighting, the rest night lighting is intelligent power control; Use tuya or remote-controller switch on and off, also can adjust the brightness.



SOLAR FLOOD LIGHT


TK03 SERIES

-20/-60/-100/-200/-300/-500


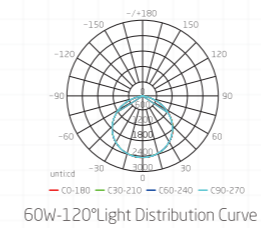


PRODUCT ADVANTAGES AND FEATURES

- Grade A+ solar cell,each cell has a complete IV curve.Conversion efficiency is more than 21.3%.
- Lithium iron phosphate battery,the discharge depth reaches 95%. Under teh discharge ratio of less than 0.5C,service life is up to 13 years,with high safety factor.
- High lumen LED SMD,with 50,000 hrs life span.
- High intensity IK07 tempered glass,its luminous efficiency up to 95%.
- High quality aluminum magnesium alloy,anti-corrison,substantial,durable,artistic,practical.High craft manifesting production value of famous brand.
- Designed diamond face reflection process,super high efficiency reflection light source,effectively enhance the brightness of the illumination.



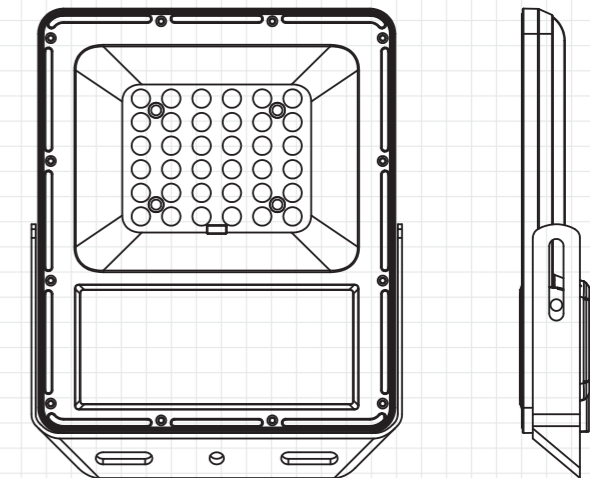
SOLAR FLOOD LIGHT SERIES



Product Technical Parameters

Model	Luminous	Battery	Solar Panel
TK02-A	170lm/W	3.2V/6Ah	(5V/6V)8W
TK02-B	170lm/W	3.2V/12Ah	(5V/6V)15W
TK02-C	170lm/W	3.2V/24Ah	(5V/6V)25W
TK02-D	170lm/W	3.2V/36Ah	(5V/6V)35W
TK02-E	170lm/W	3.2V/60Ah	(5V/6V)60W

Lighting Time The first 4 hrs full power lighting, the rest night lighting is intelligent power control; Use tuya or remote-controller switch on and off, also can adjust the brightness.



SOLAR FLOOD LIGHT

TK02 SERIES

A/B/C/D/E



PRODUCT ADVANTAGES AND FEATURES

- Grade A+ solar cell,each cell has a complete IV curve.Conversion efficiency is more than 21.3%.
- Lithium iron phosphate battery,the discharge depth reaches 95%. Under teh discharge ratio of less than 0.5C,service life is up to 13 years,with high safety factor.
- High lumen LED SMD,with 50,000 hrs life span.
- High intensity IK07 tempered glass,its luminous efficiency up to 95%.
- High quality aluminum magnesium alloy,anti-corrison,substantial,durable,artistic,practical.High craft manifesting production value of famous brand.
- Designed diamond face reflection process,super high efficiency reflection light source,effectively enhance the brightness of the illumination.

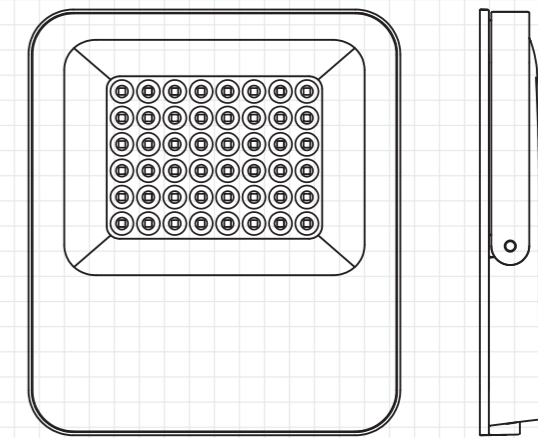
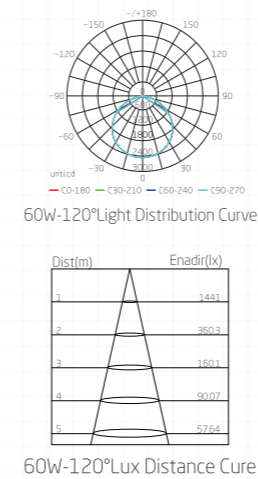


SOLAR FLOOD LIGHT SERIES

Product Technical Parameters

Model	Luminous	Battery	Solar Panel
TK01-30W	170lm/W	3.2V/5Ah	(5V/6V)6W
TK01-60W	170lm/W	3.2V/12Ah	(5V/6V)15W
TK01-100W	170lm/W	3.2V/24Ah	(5V/6V)25W
TK01-150W	170lm/W	3.2V/36Ah	(5V/6V)35W
TK01-200W	170lm/W	3.2V/42Ah	(5V/6V)50W

Lighting Time The first 4 hrs full power lighting, the rest night lighting is intelligent power control; Use tuya or remote-controller switch on and off, also can adjust the brightness.



SOLAR FLOOD LIGHT

TK01 SERIES

30W 60W 100W 150W 200W



PRODUCT ADVANTAGES AND FEATURES

- Grade A+ solar cell,each cell has a complete IV curve.Conversion efficiency is more than 21.3%.
- Lithium iron phosphate battery,the discharge depth reaches 95%. Under teh discharge ratio of less than 0.5C,service life is up to 13 years,with high safety factor.
- High lumen LED SMD,with 50,000 hrs life span.
- High intensity IK07 tempered glass,its luminous efficiency up to 95%.
- High quality aluminum magnesium alloy,anti-corrison,substantial,durable,artistic,practical.High craft manifesting production value of famous brand.
- Designed diamond face reflection process,super high efficiency reflection light source,effectively enhance the brightness of the illumination.

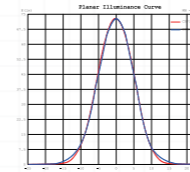
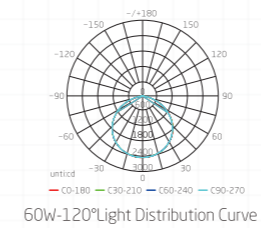


SOLAR FLOOD LIGHT SERIES

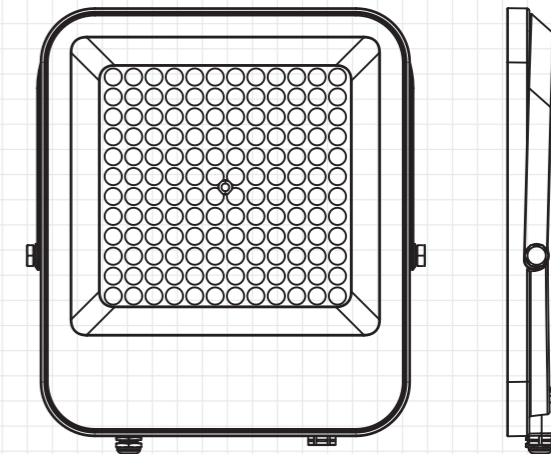

Product Technical Parameters

Model	Luminous	Battery	Solar Panel
T-IK02 30W	170lm/W	3.7V/5Ah	(5V/6V)8W
T-IK02 50W	170lm/W	3.7V/10Ah	(5V/6V)15W
T-IK02 100W	170lm/W	3.7V/15Ah	(5V/6V)20W
T-IK02 150W	170lm/W	3.7V/20Ah	(5V/6V)25W
T-IK02 200W	170lm/W	3.7V/30Ah	(5V/6V)30W

Lighting Time The first 4 hrs full power lighting, the rest night lighting is intelligent power control; Use tuyu or remote-controller switch on and off, also can adjust the brightness.



100W-Lux Distance Curve



SOLAR FLOOD LIGHT

T-IK02 SERIES

30W 50W 100W 150W 200W



PRODUCT ADVANTAGES AND FEATURES

- Grade A+ solar cell,each cell has a complete IV curve.Conversion efficiency is more than 21.3%.
- Lithium iron phosphate battery,the discharge depth reaches 95%. Under teh discharge ratio of less than 0.5C,service life is up to 13 years,with high safety factor.
- High lumen LED SMD,with 50,000 hrs life span.
- High intensity IK07 tempered glass,its luminous efficiency up to 95%.
- High quality aluminum magnesium alloy,anti-corrion,substantial,durable,artistic,practical.High craft manifesting production value of famous brand.
- Designed diamond face reflection process,super high efficiency reflection light source,effectively enhance the brightness of the illumination.



WORK LIGHT SERIES

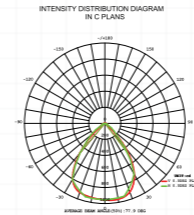


WORK LIGHT SERIES

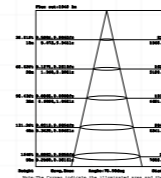
Product Technical Parameters

Model	Luminous	Battery	Mode
TG01-30W	200lm/W	3.7V/5Ah	1)100% power;
TG01-50W	200lm/W	3.7V/10Ah	2)60% power;
TG01-100W	200lm/W	3.7V/15Ah	3)20% power;
			4)Emergency light

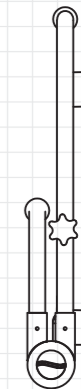
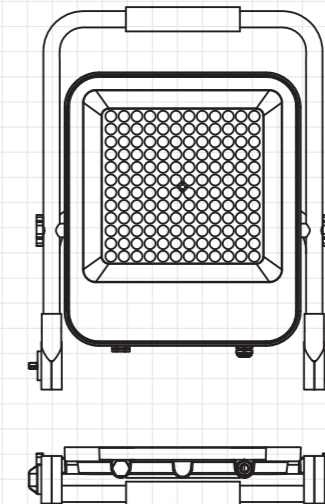
Lighting Time Auto Working Mode: Fully charged, can work for 10 hours



100W-Light Distribution Curve



100W-Lux Distance Curve



WORK LIGHT

TG01 SERIES

30W 50W 100W



PRODUCT ADVANTAGES AND FEATURES

- Grade A+ solar cell,each cell has a complete IV curve. Conversion efficiency is more than 21.3%.
- Lithium iron phosphate battery,the discharge depth reaches 95%. Under teh discharge ratio of less than 0.5C,service life is up to 13 years, with high safety factor.
- High lumen LED SMD,with 50,000 hrs life span.
- PC outdoor optical lens,high light transmittance.
- High quality aluminum magnesium alloy,anti-corrison,substantial, durable,artistic,practical.
- High craft manifesting production value of famous brand.
- Designed diamond face reflection process,super high efficiency reflection light source,effectively enhance the brightness of the illumination.

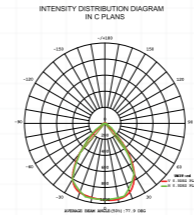


WORK LIGHT SERIES

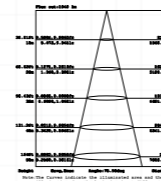
Product Technical Parameters

Model	Luminous	Battery	Mode
TG02-30W	200lm/W	3.2V/5Ah	1)100% power;
TG02-50W	200lm/W	3.2V/10Ah	2)60% power;
TG02-100W	200lm/W	3.2V/20Ah	3)20% power;
			4)Emergency light

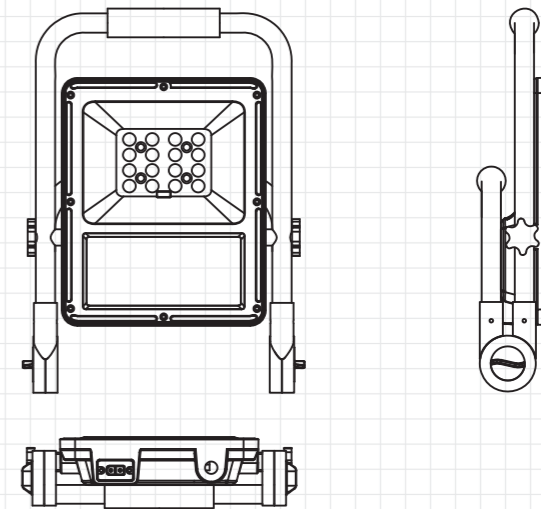
Lighting Time Auto Working Mode: Fully charged, can work for 10 hours



100W-Light Distribution Curve



100W-Lux Distance Curve



WORK LIGHT

TG02 SERIES

30W 50W 100W

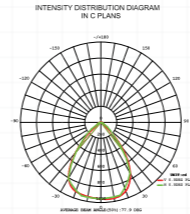


PRODUCT ADVANTAGES AND FEATURES


- Grade A+ solar cell,each cell has a complete IV curve. Conversion efficiency is more than 21.3%.
- Lithium iron phosphate battery,the discharge depth reaches 95%. Under teh discharge ratio of less than 0.5C,service life is up to 13 years, with high safety factor.
- High lumen LED SMD,with 50,000 hrs life span.
- PC outdoor optical lens,high light transmittance.
- High quality aluminum magnesium alloy,anti-corrison,substantial, durable,artistic,practical.
- High craft manifesting production value of famous brand.
- Designed diamond face reflection process,super high efficiency reflection light source,effectively enhance the brightness of the illumination.



WORK LIGHT SERIES



100W-Light Distribution Curve



Product Technical Parameters

Model	Luminous	Battery	Mode
TG03-30W	200lm/W	3.2V/15Ah	1)100% power;
TG03-50W	200lm/W	3.2V/25Ah	2)60% power;
TG03-100W	200lm/W	3.2V/50Ah	3)20% power;
			4)Emergency light

Lighting Time Auto Working Mode: Fully charged, can work for 10 hours



WORK LIGHT

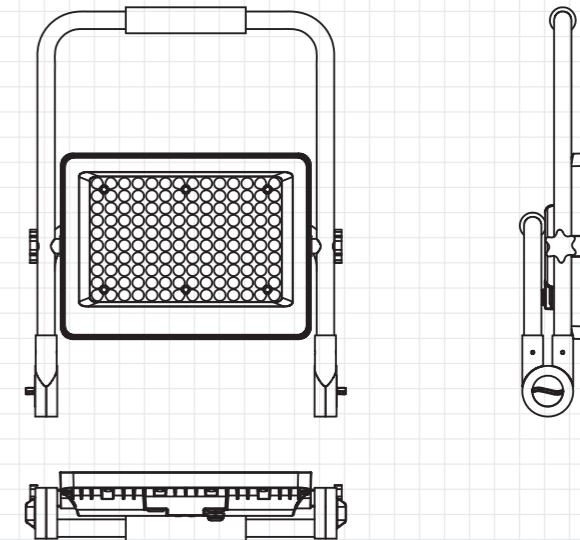
TG03 SERIES

30W 50W 100W

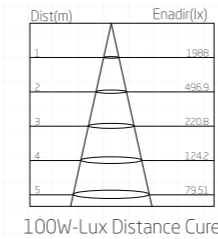
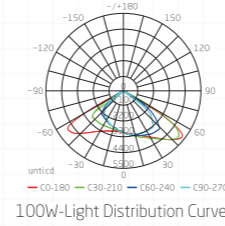


PRODUCT ADVANTAGES AND FEATURES

- Grade A+ solar cell,each cell has a complete IV curve. Conversion efficiency is more than 21.3%.
- Lithium iron phosphate battery,the discharge depth reaches 95%. Under teh discharge ratio of less than 0.5C,service life is up to 13 years, with high safety factor.
- High lumen LED SMD,with 50,000 hrs life span.
- PC outdoor optical lens,high light transmittance.
- High quality aluminum magnesium alloy,anti-corrison,substantial, durable,artistic,practical.
- High craft manifesting production value of famous brand.
- Designed diamond face reflection process,super high efficiency reflection light source,effectively enhance the brightness of the illumination.



STREET LIGHT SERIES



Product Technical Parameters

Model	Luminous	Power factor	SPD
RL-30W	100-120lm/W	>0.9	>6KV
RL-50W	100-120lm/W	>0.9	>6KV
RL-100W	100-120lm/W	>0.9	>8KV
RL-150W	100-120lm/W	>0.9	>10KV
RL-200W	100-120lm/W	>0.9	>10KV



STREET LIGHT

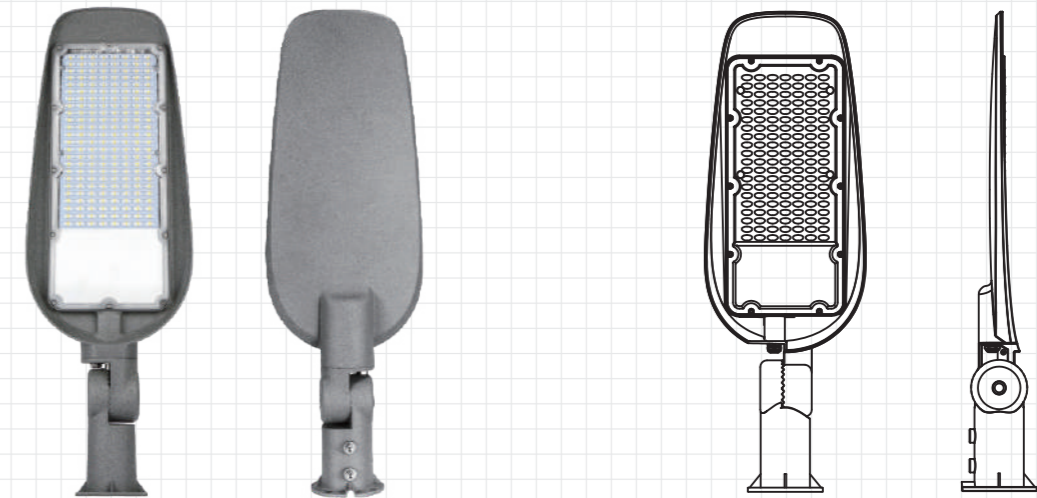
RL SERIES

30W 50W 100W 150W 200W

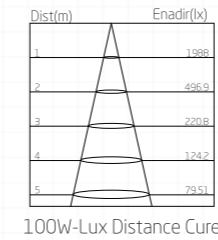
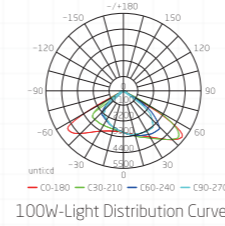


PRODUCT ADVANTAGES AND FEATURES

- Integrated cooling design, compact, elegant, efficient.
- Streamline design, more beautiful appearance, no accumulation.
- ADC12# die-cast aluminum body, excellent heat performance, more durable.
- Professional outdoor painting, stainless steel components, giving excellent performance in anti-corrsion and anti-rusting, widely used in different environment.
- Light transmittance up to 94%, easy to improve in the future.

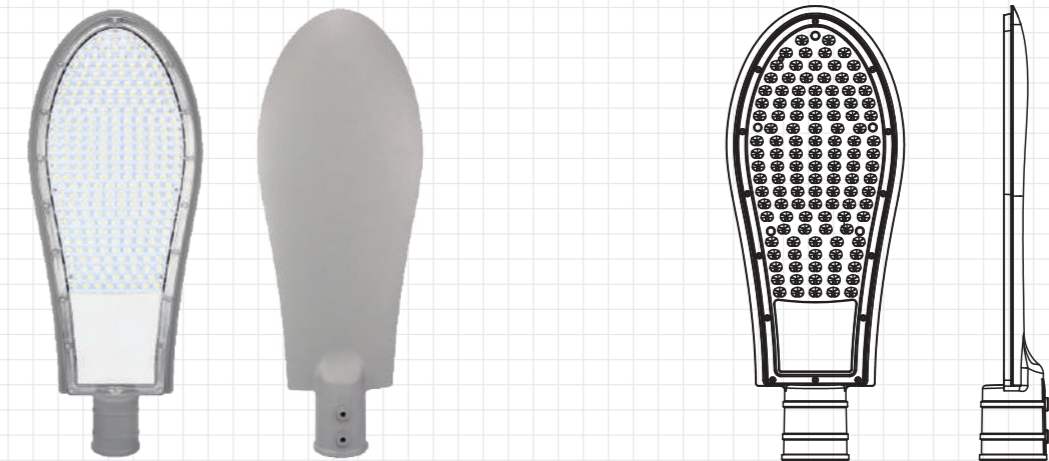


STREET LIGHT SERIES



Product Technical Parameters


Model	Luminous	Power factor	SPD
RE-30W	100lm/W	>0.9	>6KV
RE-50W	100lm/W	>0.9	>6KV
RE-100W	100lm/W	>0.9	>8KV
RE-150W	100lm/W	>0.9	>10KV
RE-200W	100lm/W	>0.9	>10KV



STREET LIGHT

RE SERIES

30W 50W 100W 150W 200W

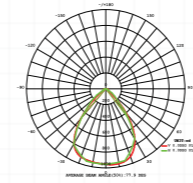


PRODUCT ADVANTAGES AND FEATURES

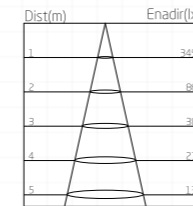
- Integrated cooling design, compact, elegant, efficient.
- Streamline design, more beautiful appearance, no accumulation.
- ADC12# die-cast aluminum body, excellent heat performance, more durable.
- Professional outdoor painting, stainless steel components, giving excellent performance in anti-corrosion and anti-rusting, widely used in different environment.
- Light transmittance up to 94%, easy to improve in the future.



STREET LIGHT SERIES



100W-Light Distribution Curve



100W-Lux Distance Curve

Product Technical Parameters

Model	Luminous	Power factor	SPD
RX-50W	100-120lm/W	>0.9	>6KV
RX-100W	100-120lm/W	>0.9	>8KV
RX-150W	100-120lm/W	>0.9	>10KV
RX-200W	100-120lm/W	>0.9	>10KV

STREET LIGHT


RX SERIES

50W 100W 150W 200W

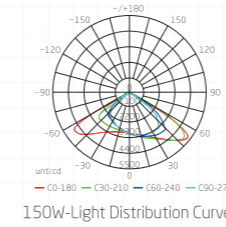


PRODUCT ADVANTAGES AND FEATURES

- Integrated cooling design, compact, elegant, efficient.
- Streamline design, more beautiful appearance, no accumulation.
- ADC12# die-cast aluminum body, excellent heat performance, more durable.
- Professional outdoor painting, stainless steel components, giving excellent performance in anti-corrosion and anti-rusting, widely used in different environment.
- Light transmittance up to 94%, easy to improve in the future.

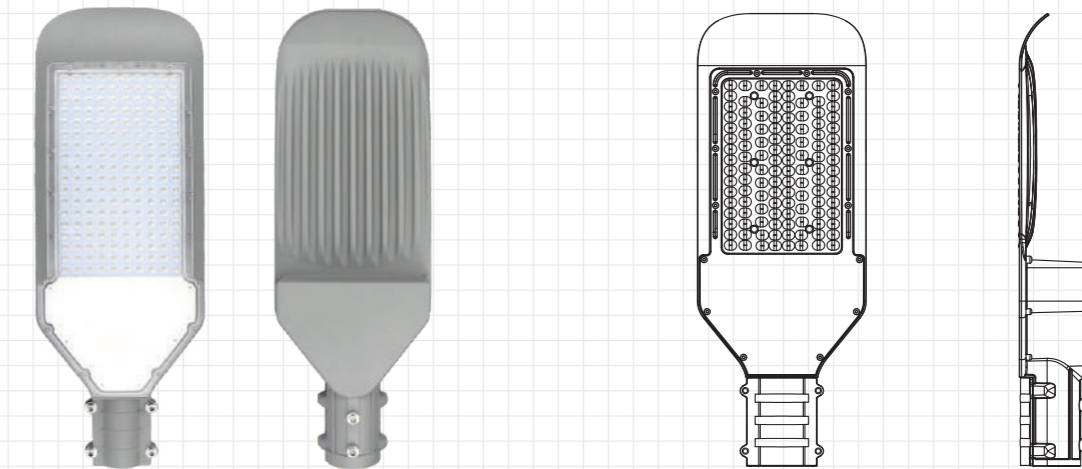


STREET LIGHT SERIES



Product Technical Parameters

Model	Luminous	Power factor	SPD
RD-30W	130-150lm/W	>0.9	>6KV
RD-50W	130-150lm/W	>0.9	>6KV
RD-100W	130-150lm/W	>0.9	>8KV
RD-150W	130-150lm/W	>0.9	>10KV
RD-200W	130-150lm/W	>0.9	>10KV



STREET LIGHT

RD SERIES

30W 50W 100W 150W 200W

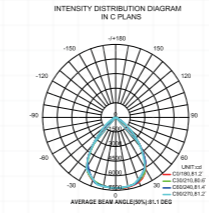


PRODUCT ADVANTAGES AND FEATURES

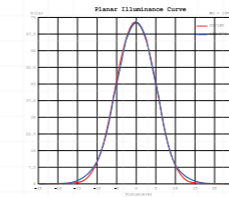
- Integrated cooling design, compact, elegant, efficient.
- Streamline design, more beautiful appearance, no accumulation.
- ADC12# die-cast aluminum body, excellent heat performance, more durable.
- Professional outdoor painting, stainless steel components, giving excellent performance in anti-corrosion and anti-rusting, widely used in different environment.
- Light transmittance up to 94%, easy to improve in the future.



FLOOD LIGHT SERIES



100W-Light Distribution Curve



100W-Lux Distance Curve

Product Technical Parameters

Model	Luminous	Power factor	SPD
IK03-20W	100-110lm/W	>0.9	>2KV
IK03-30W	100-110lm/W	>0.9	>2KV
IK03-50W	100-110lm/W	>0.9	>2KV
IK03-100W	100-110lm/W	>0.9	>6KV
IK03-150W	100-110lm/W	>0.9	>8KV
IK03-200W	100-110lm/W	>0.9	>8KV

FLOOD LIGHT

IK03 SERIES

20W 30W 50W 100W
150W 200W



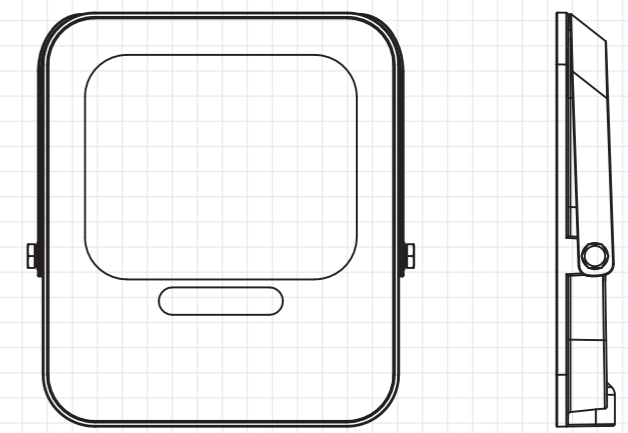

ISO CB CE RoHS

25000h 10*12h IK10 IP65 Angle 120°

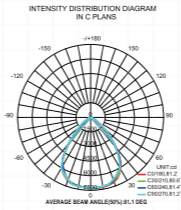


PRODUCT ADVANTAGES AND FEATURES

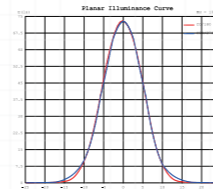
- Integrated cooling design, elegant, efficient.
- Streamline design, more beautiful appearance, no accumulation.
- ADC12# die-cast aluminum body, excellent heat performance, more durable.
- Professional outdoor painting, stainless steel components, giving excellent performance in anti-corrosion and anti-rusting, widely used in different environment.
- Light transmittance up to 94%, easy to improve in the future.



FLOOD LIGHT SERIES



100W-Light Distribution Curve



100W-Lux Distance Curve


Product Technical Parameters

Model	Luminous	Power factor	SPD
IK01-20W	90-120lm/W	>0.9	>2KV
IK01-30W	90-120lm/W	>0.9	>2KV
IK01-50W	90-120lm/W	>0.9	>6KV
IK01-100W	90-120lm/W	>0.9	>8KV
IK01-150W	90-120lm/W	>0.9	>10KV
IK01-200W	90-120lm/W	>0.9	>10KV

FLOOD LIGHT

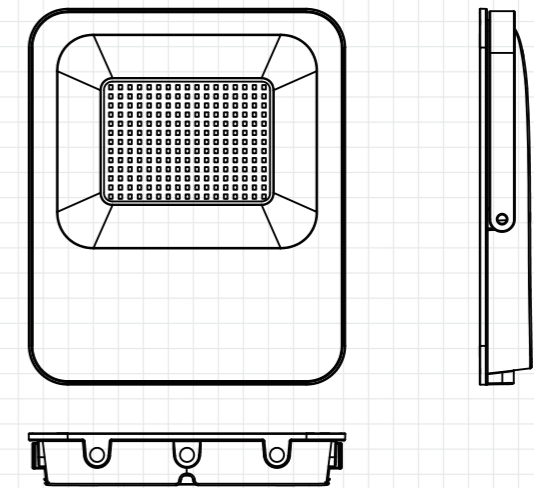
IK01 SERIES

20W 30W 50W 100W
150W 200W



PRODUCT ADVANTAGES AND FEATURES

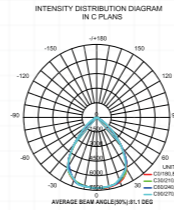
- Integrated cooling design, elegant, efficient.
- Streamline design, more beautiful appearance, no accumulation.
- ADC12# die-cast aluminum body, excellent heat performance, more durable.
- Professional outdoor painting, stainless steel components, giving excellent performance in anti-corrosion and anti-rusting, widely used in different environment.
- Light transmittance up to 94%, easy to improve in the future.



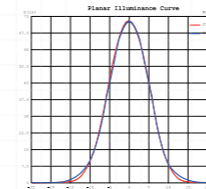
FLOOD LIGHT SERIES

Product Technical Parameters

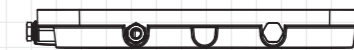
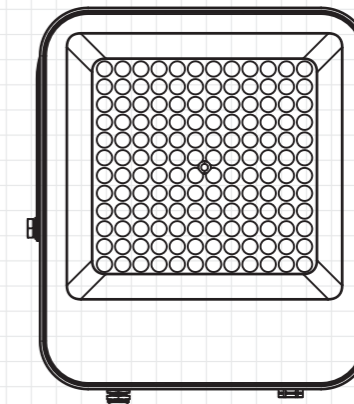

Model	Luminous	Power factor	SPD
IK02-30W	130-140lm/W	>0.9	>2KV
IK02-50W	130-140lm/W	>0.9	>3KV
IK02-100W	130-140lm/W	>0.9	>6KV
IK02-150W	130-140lm/W	>0.9	>8KV
IK02-200W	130-140lm/W	>0.9	>8KV



100W-Light Distribution Curve



100W-Lux Distance Curve



FLOOD LIGHT

IK02 SERIES

30W 50W 100W 150W 200W



PRODUCT ADVANTAGES AND FEATURES


- Integrated cooling design, elegant, efficient.
- Streamline design, more beautiful appearance, no accumulation.
- ADC12# die-cast aluminum body, excellent heat performance, more durable.
- Professional outdoor painting, stainless steel components, giving excellent performance in anti-corrosion and anti-rusting, widely used in different environment.
- Light transmittance up to 94%, easy to improve in the future.



FLOOD LIGHT

BK02 SERIES

10W 20W 30W 50W 100W
150W 200W

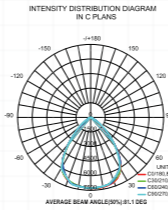


PRODUCT ADVANTAGES AND FEATURES

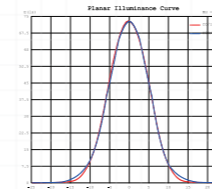
- Integrated cooling design, elegant, efficient.
- Streamline design, more beautiful appearance, no accumulation.
- ADC12# die-cast aluminum body, excellent heat performance, more durable.
- Professional outdoor painting, stainless steel components, giving excellent performance in anti-corrosion and anti-rusting, widely used in different environment.
- Light transmittance up to 94%, easy to improve in the future.



FLOOD LIGHT SERIES



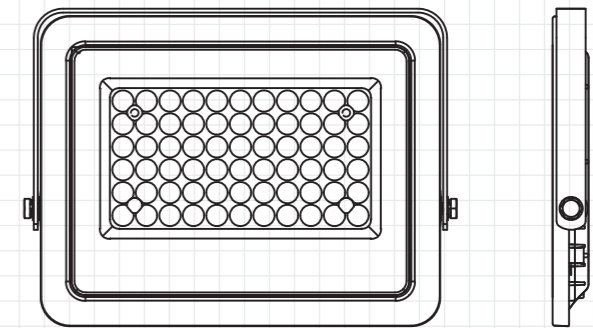

100W-Light Distribution Curve



100W-Lux Distance Curve

Product Technical Parameters

Model	Luminous	Power factor	SPD
BK02-10W	100-110lm/W	>0.9	>2KV
BK02-20W	100-110lm/W	>0.9	>2KV
BK02-30W	100-110lm/W	>0.9	>2KV
BK02-50W	100-110lm/W	>0.9	>3KV
BK02-100W	100-110lm/W	>0.9	>5KV
BK02-150W	100-110lm/W	>0.9	>8KV
BK02-200W	100-110lm/W	>0.9	>8KV



FLOOD LIGHT

EK SERIES

10W 20W 30W 50W 100W
150W 200W

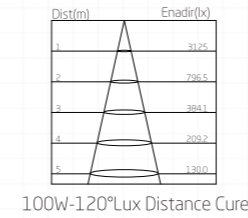
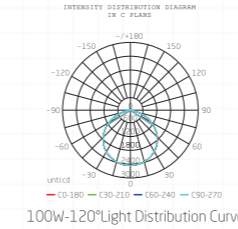


PRODUCT ADVANTAGES AND FEATURES

- Integrated cooling design, elegant, efficient.
- Streamline design, more beautiful appearance, no accumulation.
- ADC12# die-cast aluminum body, excellent heat performance, more durable.
- Professional outdoor painting, stainless steel components, giving excellent performance in anti-corrosion and anti-rusting, widely used in different environment.
- Light transmittance up to 94%, easy to improve in the future.

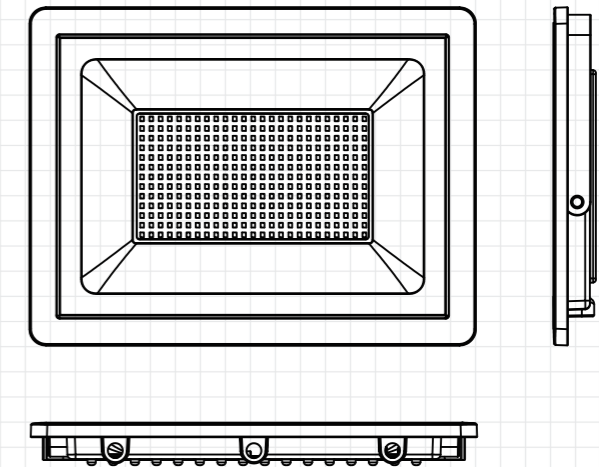


FLOOD LIGHT SERIES



Product Technical Parameters

Model	Luminous	Power factor	SPD
EK-10W	80-90lm/W	>0.9	>2KV
EK-20W	80-90lm/W	>0.9	>2KV
EK-30W	80-90lm/W	>0.9	>2KV
EK-50W	80-90lm/W	>0.9	>3KV
EK-100W	80-90lm/W	>0.9	>6KV
EK-150W	80-90lm/W	>0.9	>8KV
EK-200W	80-90lm/W	>0.9	>8KV



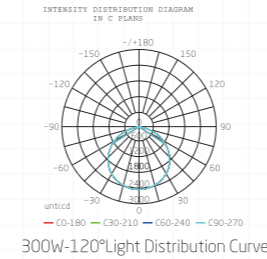
FLOOD LIGHT

BK SERIES

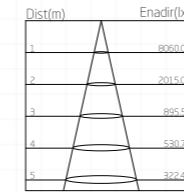
10W 20W 30W 50W 100W
120W 150W 200W 300W



FLOOD LIGHT SERIES



300W-120°Light Distribution Curve



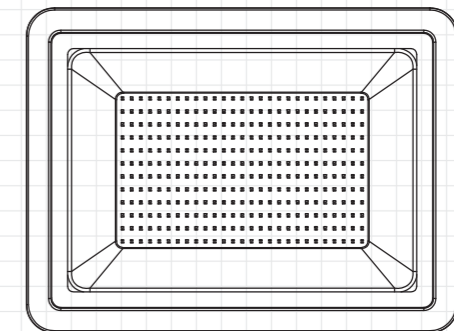
300W-120°Lux Distance Curve

Product Technical Parameters

Model	Luminous	Power factor	SPD
BK-10W	80-90lm/W	>0.9	>2KV
BK-20W	80-90lm/W	>0.9	>2KV
BK-30W	80-90lm/W	>0.9	>2KV
BK-50W	80-90lm/W	>0.9	>3KV
BK-100W	80-90lm/W	>0.9	>6KV
BK-120W	80-90lm/W	>0.9	>8KV
BK-150W	80-90lm/W	>0.9	>8KV
BK-200W	80-90lm/W	>0.9	>8KV
BK-300W	80-90lm/W	>0.9	>10KV

PRODUCT ADVANTAGES AND FEATURES

- Integrated cooling design, elegant, efficient.
- Streamline design, more beautiful appearance, no accumulation.
- ADC12# die-cast aluminum body, excellent heat performance, more durable.
- Professional outdoor painting, stainless steel components, giving excellent performance in anti-corrosion and anti-rusting, widely used in different environment.
- Light transmittance up to 94%, easy to improve in the future.



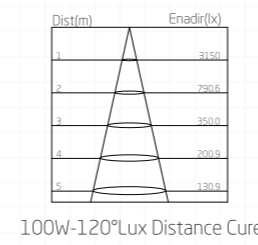
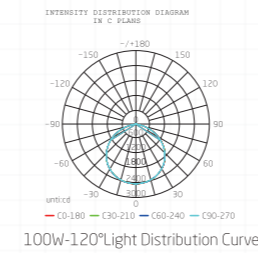
FLOOD LIGHT

AK SERIES

20W 30W 50W 70W 100W
150W 200W



FLOOD LIGHT SERIES

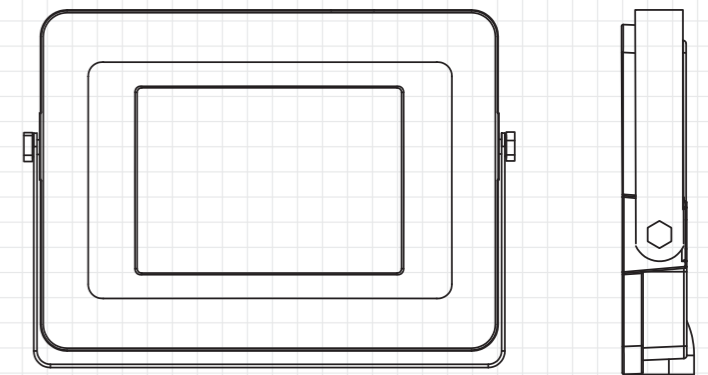



Product Technical Parameters

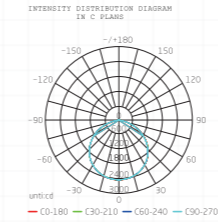
Model	Luminous	Power factor	SPD
AK-20W	90lm/W	>0.9	>2KV
AK-30W	90lm/W	>0.9	>2KV
AK-50W	90lm/W	>0.9	>3KV
AK-70W	90lm/W	>0.9	>3KV
AK-100W	90lm/W	>0.9	>6KV
AK-150W	90lm/W	>0.9	>8KV
AK-200W	90lm/W	>0.9	>8KV

PRODUCT ADVANTAGES AND FEATURES

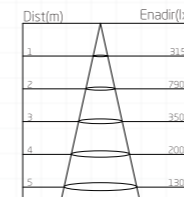
- Integrated cooling design, elegant, efficient.
- Streamline design, more beautiful appearance, no accumulation.
- ADC12# die-cast aluminum body, excellent heat performance, more durable.
- Professional outdoor painting, stainless steel components, giving excellent performance in anti-corrosion and anti-rusting, widely used in different environment.
- Light transmittance up to 94%, easy to improve in the future.



FLOOD LIGHT SERIES



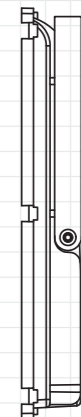
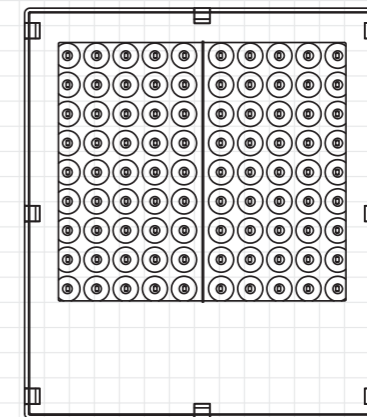


100W-120°Light Distribution Curve



100W-120°Lux Distance Curve

Product Technical Parameters

Model	Luminous	Power factor	SPD
LV-UGR 10W	100lm/W	>0.9	>2KV
LV-UGR 20W	100lm/W	>0.9	>2KV
LV-UGR 30W	100lm/W	>0.9	>2KV
LV-UGR 50W	100lm/W	>0.9	>6KV
LV-UGR 100W	100lm/W	>0.9	>8KV
LV-UGR 150W	100lm/W	>0.9	>10KV
LV-UGR 200W	100lm/W	>0.9	>10KV



FLOOD LIGHT

LV-UGR SERIES

10W 20W 30W 50W 100W
150W 200W

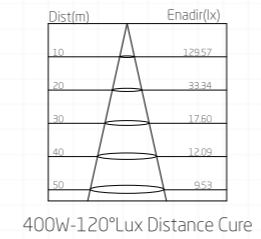
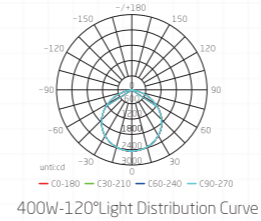


PRODUCT ADVANTAGES AND FEATURES

- Integrated cooling design, elegant, efficient.
- Streamline design, more beautiful appearance, no accumulation.
- ADC12# die-cast aluminum body, excellent heat performance, more durable.
- Professional outdoor painting, stainless steel components, giving excellent performance in anti-corrosion and anti-rusting, widely used in different environment.
- Light transmittance up to 94%, easy to improve in the future.



FLOOD LIGHT SERIES



Product Technical Parameters

Model	Luminous	Power factor	SPD
CK-10W	100lm/W	>0.9	>2KV
CK-20W	100lm/W	>0.9	>2KV
CK-30W	100lm/W	>0.9	>2KV
CK-50W	100lm/W	>0.9	>3KV
CK-100W	100lm/W	>0.9	>4KV
CK-150W	100lm/W	>0.9	>8KV
CK-200W	100lm/W	>0.9	>8KV
CK-400W	100lm/W	>0.9	>10KV

FLOOD LIGHT

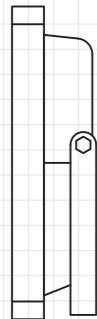
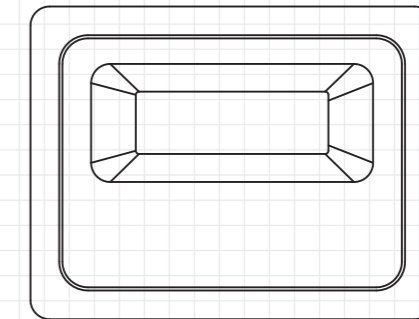
CK SERIES

10W 20W 30W 50W 100W
150W 200W 400W



PRODUCT ADVANTAGES AND FEATURES

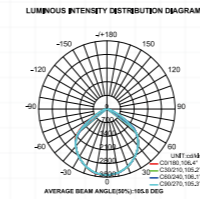
- Integrated cooling design, elegant, efficient.
- Streamline design, more beautiful appearance, no accumulation.
- ADC12# die-cast aluminum body, excellent heat performance, more durable.
- Professional outdoor painting, stainless steel components, giving excellent performance in anti-corrosion and anti-rusting, widely used in different environment.
- Light transmittance up to 94%, easy to improve in the future.



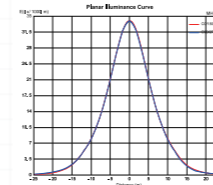
HIGH BAY LIGHT SERIES

Product Technical Parameters

Model	Luminous	Power factor	SPD
HE-100W	100-110lm/W	>0.9	>6KV
HE-150W	100-110lm/W	>0.9	>8KV
HE-200W	100-110lm/W	>0.9	>8KV



100W-Light Distribution Curve



100W-Lux Distance Curve



HIGH BAY LIGHT

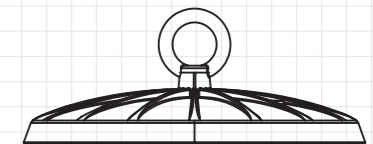
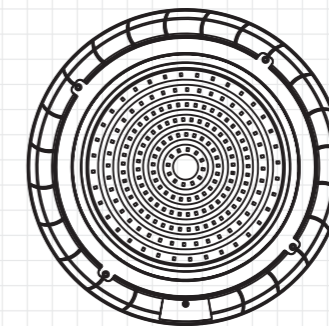

HE SERIES

100W 150W 200W



PRODUCT ADVANTAGES AND FEATURES

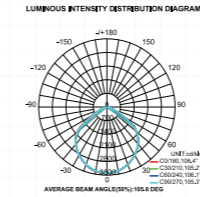
- Integrated cooling design, elegant, efficient.
- UFO design and Ultra thin design, Integrated Die-casting aluminum strengthen the heat dissipation
- Hight luminous efficiency, using Well-known band chip (San' an. OSRAM fo your options), Super high lumen efficiency and uniform lighting intensity



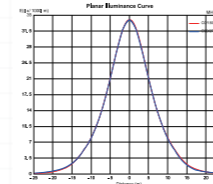
HIGH BAY LIGHT SERIES

Product Technical Parameters

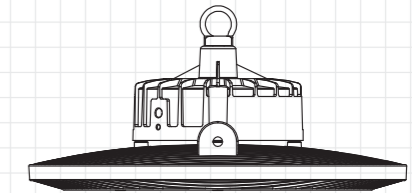
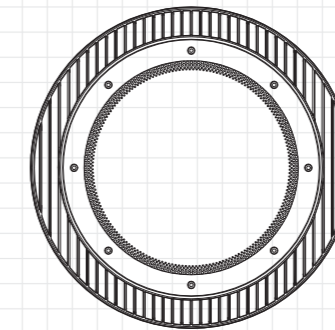

Model	Luminous	Power factor	SPD
HB-100W	130-150lm/W	>0.9	>5KV
HB-150W	130-150lm/W	>0.9	>5KV
HB-200W	130-150lm/W	>0.9	>5KV



100W-Light Distribution Curve



100W-Lux Distance Curve



HIGH BAY LIGHT

HB SERIES

100W 150W 200W



PRODUCT ADVANTAGES AND FEATURES

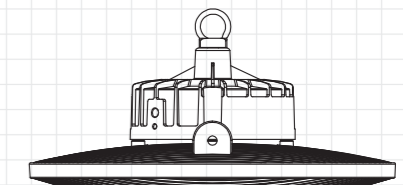
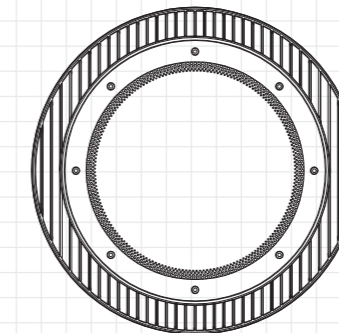
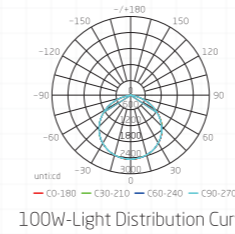
- Integrated cooling design, elegant, efficient.
- UFO design and Ultra thin design, Integrated Die-casting aluminum strengthen the heat dissipation.
- High luminous efficiency, using Well-known band chip (PHILIPS, OSRAM SAMSUNG for your options), Super high lumen efficiency and uniform lighting intensity.
- Using LIFUD/MEANWELL driver, giving out high long-term reliable performance driver.
- High performance, High PF, flicker free.
- IP65 waterproof, suitable wet & tough environment



HIGH BAY LIGHT SERIES

Product Technical Parameters

Model	Luminous	Power factor	SPD
HC-100W	130-150lm/W	>0.9	>5KV
HC-150W	130-150lm/W	>0.9	>5KV
HC-200W	130-150lm/W	>0.9	>5KV



HIGH BAY LIGHT

HC SERIES

100W 150W 200W




PRODUCT ADVANTAGES AND FEATURES

- Integrated cooling design, elegant, efficient.
- UFO design and Ultra thin design, Integrated Die-casting aluminum strengthen the heat dissipation.
- High luminous efficiency, using Well-known band chip (PHILIPS, OSRAM SAMSUNG for your options), Super high lumen efficiency and uniform lighting intensity.
- Using LIFUD/MEANWELL driver, giving out high long-term reliable performance driver.
- High performance, High PF, flicker free.
- IP65 waterproof, suitable wet & tough environment



COMPETITIV ADVANTAGE



SOLAR FLOOD LIGHT / PRODUCT INSTALLATION CASE



- 1. Croatia
- 2. BE Belgium
- 3. BR Brazil
- 4. IT Italy



SOLAR STREET LIGHT / PRODUCT INSTALLATION CASE



- 1. ES Spain
- 2. CA Canada
- 3. TN Tunisia
- 4. Russia
- 5. MY Malaysia

